

Hamamatsucho

Access



17 min walk from the
Yamanote Line

Please be careful to take the NORTH exit



Turn Left

(北口)
North Exit

Follow the avenue...



Follow the avenue...



Follow the avenue...



Follow the avenue...



Follow the avenue...

Zojoji Temple



Turn Right

The temple wall ends, turn to the left



Turn
Here

Did you
crossed? ...
You have to


Follow the street towards the tower



The temple kid statues stay at your left...



The street ends, cross to go up hill...




Following up to the tower side...



This is our building, please use the main entrance



True Japan Tour



会館入口

城根興会

Main entrance...



Passing the elevators Hall, stairs down



Stairs down to the B1...



At B1, please turn left...




Turn Left



...and left again. This is our office

True Japan Tour





True Japan TOUR

We're waiting for you!!